

CA S.S. Swamy

B.Sc. B.Com. F.C.A., CAIIB

Chartered Accountant



Tel: 23415223 (O)

9482500001(M)

Office: No. 16, I Stage,

Railway Colony, Lottegollahalli,

New BEL Road;

Bangalore - 560094

**INDEPENDENT AUDITOR'S REPORT
TO THE BOARD OF DIRECTORS OF
SASKEN INC.,**

Report on the Audit of Financial Statements

I have audited the accompanying financial statements of **SASKEN INC.**, ("the Company"), which comprise the Balance Sheet as at 31st March, 2025, the Statement of Profit and Loss and the Cash Flow Statement for the year then ended and notes thereon, including a summary of the significant accounting policies and other explanatory information.

In my opinion and to the best of my information and according to the explanations given to me, the aforesaid Financial Statements give the information required by the Companies Act, 2013 ("the Act") in the manner so required and give a true and fair view in conformity with the accounting principles generally accepted in India, of the state of affairs of the Company as at 31st March 2025, and profit for the year and other comprehensive income, changes in equity and its cash flows for the year ended on that date.

Basis for Opinion

I conducted my audit in accordance with the Standards on Auditing (SAs) specified under Section 143(10) of the Act. My responsibilities under those SAs are further described in the *Auditor's Responsibilities for the Audit of the Financial Statements* section of my report. I am independent of the Company in accordance with the Code of Ethics issued by the institute of Chartered Accountants of India together with the ethical requirements that are relevant to my audit of the Financial Statements under the provisions of the Act and the Rules thereunder, and I have fulfilled my other ethical responsibilities in accordance with these requirements and the Code of Ethics. I believe that the audit evidence I have obtained is sufficient and appropriate to provide a basis for my opinion.

Key Audit Matters

Key audit matters are those matters that, in my professional judgment, were of most significance in my audit of the Financial Statements of the current period. These matters were addressed in the context of my audit of the Financial Statements as a whole, and in forming my opinion thereon, and I do not provide a separate opinion on these matters.

Other Information

The Company's management and Board of Directors are responsible for the other information. The other information comprises the information included in the Company's annual report, but does not include the financial statements and my auditor's report thereon.

1/4



CA S.S. Swamy

B.Sc. B.Com. F.C.A., CAIIB

Chartered Accountant



Tel: 23415223 (O)

9482500001(M)

Office: No. 16, I Stage,

Railway Colony, Lottegollahalli,

New BEL Road;

Bangalore - 560094

My opinion on the Financial Statements does not cover the other information and I do not express any form of assurance conclusion thereon.

In connection with my audit of the Financial Statements, my responsibility is to read the other information and, in doing so, consider whether the other information is materially inconsistent with the Financial Statements or my knowledge obtained in the audit or otherwise appears to be materially misstated. If, based on the work I have performed, I conclude that there is a material misstatement of this other information, I am required to report that fact. I have nothing to report in this regard.

Management's Responsibility for the Financial Statements

The Company's Management is responsible for the matters stated in Section 134(5) of the Companies Act 2013 (the "Act") with respect to preparation of these financial statements that give a true and fair view of the state of affairs, profit/loss and cash flows of the Company in accordance with the accounting principles generally accepted in India, including the Indian Accounting Standards (Ind AS) specified under section 133 of the Act. This responsibility also includes maintenance of adequate accounting records in accordance with the provisions of the Act for safeguarding the assets of the Company and for preventing and detecting frauds and other irregularities; selection and application of appropriate accounting policies; making judgments and estimates that are reasonable and prudent; and design, implementation and maintenance of adequate internal financial controls, that were operating effectively for ensuring the accuracy and completeness of the accounting records, relevant to the preparation and presentation of the financial statements that give a true and fair view and are free from material misstatement, whether due to fraud or error.

In preparing the Financial Statements, management is responsible for assessing the Company's ability to continue as a going concern, disclosing, as applicable, matters related to going concern and using the going concern basis of accounting unless management either intends to liquidate the Company or to cease operations, or has no realistic alternative but to do so.

Company's management is also responsible for overseeing the Company's financial reporting process.

Auditors' Responsibility for the Audit of Financial Statements

My objectives are to obtain reasonable assurance about whether the Financial Statements as a whole are free from material misstatement, whether due to fraud or error, and to issue an auditor's report that includes my opinion. Reasonable assurance is a high level of assurance, but is not a guarantee that an audit conducted in accordance with SAs will always detect a material misstatement when it exists. Misstatements can arise from fraud or error and are considered

2/4



CA S.S. Swamy

B.Sc. B.Com. F.C.A., CAIIB

Chartered Accountant



Tel: 23415223 (O)

9482500001(M)

Office: No. 16, I Stage,
Railway Colony, Lottegollahalli,
New BEL Road;
Bangalore - 560094

regulation precludes public disclosure about the matter or when, in extremely rare circumstances, I determine that a matter should not be communicated in my report because the adverse consequences of doing so would reasonably be expected to outweigh the public interest benefits of such communication.

Report on other legal and regulatory requirements

(A) As required by Section 143(3) of the Act, I report that:

- I have sought and obtained all the information and explanations which to the best of my knowledge and belief were necessary for the purposes of my audit.
- In my opinion, proper books of account as required by law have been kept by the Company so far as it appears from my examination of those books.
- The Balance Sheet, the Statement of Profit and Loss (including other comprehensive income), the Statement of Changes in Equity and the Statement of Cash Flows dealt with by this Report are in agreement with the books of account.
- In my opinion, the aforesaid Financial Statements comply with the Ind AS specified under Section 133 of the Act.

(B) With respect to the other matters to be included in the Auditor's Report in accordance with Rule 11 of the Companies (Audit and Auditors) Rules, 2014, in my opinion and to the best of my information and according to the explanations given to me:

- The Company has disclosed the impact of pending litigations as at 31st March 2025 on its financial position in its Financial Statements.
- The Company did not have any material long-term contracts including derivative contracts for which there were any material foreseeable losses during the year ended 31st March 2025.

4/4

Bangalore

Date: April 25, 2025



Signature:

Name: S.S. Swamy

Membership No. 019990

UDIN: 25019990BMINZJ4827

S.S. SWAMY
CHARTERED ACCOUNTANT
16, 1st Stage, Railway Colony
Lottegollahalli, New BEL Road,
Bangalore- 560 094
Membership No. 019990

Sasken Inc.

Balance Sheet

Amount in INR

	Notes	As at March 31, 2025	As at March 31, 2024
ASSETS			
Non current assets			
Property, plant & equipment	4	-	-
Financial Assets			
Investments	5	-	-
Other tax assets	6	4,493,679	4,215,453
		<u>4,493,679</u>	<u>4,215,453</u>
Current assets			
Financial Assets			
Trade receivables	7	38,130,649	24,186,533
Cash and cash equivalents	8	27,682,113	17,867,719
Other bank balances	8	854,344	834,000
Unbilled revenue	9	36,039,774	24,099,738
Other current assets		-	-
		<u>102,706,880</u>	<u>66,987,990</u>
Total		<u>107,200,559</u>	<u>71,203,443</u>
EQUITY AND LIABILITIES			
Equity			
Equity Share capital	10	39,553,757	39,553,757
Other Equity	11	8,850,957	(21,084,457)
		<u>48,404,714</u>	<u>18,469,300</u>
Current liabilities			
Financial Liabilities			
Trade payables	12	48,864,481	51,204,247
Other financial liabilities	13	-	-
Deferred revenue		4,016,163	908,057
Other current liabilities		3,198,664	-
Provisions	13	2,000,597	373,307
Current tax liabilities	14	715,940	248,532
		<u>58,795,845</u>	<u>52,734,143</u>
Total		<u>107,200,559</u>	<u>71,203,443</u>

The accompanying notes form an integral part of the financial statements

As per my report attached

For and on behalf of Board of Directors of
Sasken Inc.

S.S. Swamy

Chartered Accountant

Membership No.019990

Place : Bengaluru

Date : April 25, 2025

Rajiv C Mody

Chairman

Place : Bengaluru

Date : April 25, 2025



Sasken Inc.

Statement of Profit and Loss

Amount in INR

	Notes	For the year ended March 31, 2025	For the year ended March 31, 2024
Revenue from Operations	15	379,924,650	184,736,877
Other Income-Interest		34,689	4,163
Total Revenue		379,959,339	184,741,040
Expenses:			
Employee benefit expenses	16	92,574,578	22,028,487
Other expenses	17	211,097,169	134,955,158
Depreciation and amortization expense	4	-	-
Total Expenses		303,671,747	156,983,645
Profit before tax		76,287,592	27,757,395
Tax expense:			
Current tax		460,546	247,426
Profit for the period		75,827,046	27,509,969
Other comprehensive income			
A) Items that will not be reclassified to statement of the profit and loss		-	-
B) Items that will be reclassified to statement of the profit and loss - Exchange differences in translating financial statements of foreign operations		827,172	368,671
Total other comprehensive income		827,172	368,671
Total comprehensive income for the period		76,654,218	27,878,640
Earnings per equity share (EPS)			
Basic and diluted		1.23	0.44
Weighted average number of Equity Shares used in computation of Basic and diluted EPS		61,887,680	61,887,680


The accompanying notes form an integral part of the financial statements.

As per my report attached

For and on behalf of Board of Directors of


S.S. Swamy
Chartered Accountant
Membership No.019990




Rajiv C Mody
Chairman

Place : Bengaluru
Date : April 25, 2025

Place : Bengaluru
Date : April 25, 2025



Sasken Inc.

Notes to financial statements for the year ended March 31, 2025

4. Property, plant and equipment

	Amount in INR	
Particulars	Computers	Total
Gross Block		
As at April 01, 2023	358,752	358,752
Additions during the year	-	-
Deletions during the year	-	-
Adjustments	5,255	5,255
As at March 31, 2024	364,007	364,007
Additions during the period	-	-
Deletions during the period	-	-
Adjustments	8,879	8,879
As at March 31, 2025	372,885	372,885
Depreciation / Amortization		
As at April 01, 2023	358,752	358,752
Charge for the year	-	-
Adjustments	5,255	28,460
As at March 31, 2024	364,007	387,212
Charge for the period	-	-
Deletions during the period	-	-
Adjustments	8,880	8,880
As at March 31, 2025	372,886	372,886
Net Block		
As at March 31, 2024	-	-
As at March 31, 2025	-	-



Sasken Inc.

Notes to financial statements for the year ended March 31, 2025

	As at March 31, 2025	As at March 31, 2024
5. Investments		
A. Investments in Jana Care, Inc.- Series -A preferred stock	254,440,498	225,516,841
Less: Fair valuation loss recognised in Other Comprehensive Income	(254,440,498)	(225,516,841)
	-	-
6. Other tax assets		
Advance income tax (net)	4,493,679	4,215,453
Total	4,493,679	4,215,453
7. Trade receivables		
Unsecured considered good*	38,130,649	24,186,533
Total	38,130,649	24,186,533
* Trade receivables are outstanding for 6 months or less		
8. Cash and bank balances		
Cash and cash equivalents		
Balances with banks	27,592,407	17,867,719
Bank deposit with original maturity less than or equal to 3 months	89,706	
Total	27,682,113	17,867,719
Other bank balances		
Margin money	854,344	834,000
Total	854,344	834,000
9. Unbilled revenue		
Unbilled Revenue	36,039,774	24,099,738
Total	36,039,774	24,099,738




Sasken Inc.

Notes to financial statements for the year ended March 31, 2025

Amount in INR

	As at March 31, 2025	As at March 31, 2024
10. Share capital		
Authorised capital		
110,000,000 Equity shares of \$ 0.01 each	1,100,000	1,100,000
(At March 31, 2024: 110,000,000 Equity shares of \$0.01 each)		
Issued, subscribed and paid up capital		
61,887,680 Equity shares of \$ 0.01 each fully paid up	39,553,757	39,553,757
(At March 31, 2024: 61,887,680 Equity shares of \$0.01 each)		
	39,553,757	39,553,757
Shareholders holding more than 5 percent shares in the Company:	No. of shares	No. of shares
Sasken Technologies Limited (100% holding)(Promoter)	61,887,680	61,887,680
Reconciliation of the number of shares outstanding at the beginning and end of the reporting period:	No. of shares	No. of shares
Outstanding at the beginning of the year	61,887,680	61,887,680
Outstanding at the end of the year	61,887,680	61,887,680
	As at March 31, 2025	As at March 31, 2024
11. Other equity		
11 (i) Retained earnings		
Securities premium		
Opening balance	648,839,507	648,839,507
Add: Issued during the period	-	-
Total	648,839,507	648,839,507
Profit and loss account balance		
Opening balance	(473,697,000)	(467,989,686)
Add: Profit for the period	75,827,046	27,509,969
Less: Dividend	(46,718,805)	(33,217,283)
Total	(444,588,759)	(473,697,000)
11(ii) Other reserves		
Fair value OCI		
Opening balance	(216,866,667)	(216,866,667)
Movement during period	-	-
Closing balance	(216,866,667)	(216,866,667)
Foreign exchange translation reserve		
Opening balance	20,639,703	20,271,032
Add: Movement during the period	827,172	368,671
Total	21,466,875	20,639,703
Grand Total	8,850,957	(21,084,457)
12. Trade payables		
Outstanding dues of creditors other than micro enterprises and small enterprises*	48,864,481	51,204,247
Total	48,864,481	51,204,247
* Trade Payables are outstanding for 1 year or less.		
Other Current Liabilities		
Deferred revenues	4,016,163	908,057
Advance received from customers	3,198,664	-
Total	7,214,826.94	908,057
13. Provisions		
Provision for Employee compensated absences	2,000,597	373,307
Total	2,000,597	373,307
14. Current tax liabilities		
Provision for Income Tax (net)	715,940	248,532
Total	715,940	248,532



Sasken Inc.

Notes to financial statements for the year ended March 31, 2025

Amount in INR

	For the year ended March 31, 2025	For the year ended March 31, 2024
15. Revenue from operations		
Sale of software services	379,924,650	184,736,877
Total	379,924,650	184,736,877
16. Other Income		
Other interest income	34,689	4,163
Total	34,689	4,163
16. Employee benefit expenses		
Salaries & Bonus	79,041,557	18,554,629
Contribution to provident and other funds	6,036,400	1,302,680
Staff welfare	4,406,362	2,020,967
Recruitment and relocation	3,090,259	150,211
Total	92,574,578	22,028,487
17. Other expenses		
Travel expenses	599,788	1,624,817
Professional, legal and consultancy charges	62,678,569	51,962,828
Contract staff cost	142,326,651	79,851,777
Training and conference expenses	41,728	-
Selling expenses - others	5,264,692	1,379,852
Rates and taxes	124,917	129,568
Miscellaneous expenses	60,824	6,316
Total	211,097,169	134,955,158



Sasken Inc.

Notes forming part of the financial statements for the year ended March 31, 2025

1. Company overview

Sasken Inc was incorporated on September 25, 2007 in the State of Delaware, U.S as a wholly owned subsidiary of Sasken Technologies Limited. Sasken Inc will derive its revenues by licencing the multimedia software to its customers so they in turn could embed Sasken's software into their products. Once the finished product is manufactured by its customers, Sasken receives licencing fees and/or royalty fee depending upon the contractual relationship, Sasken Inc also provides services to its customers in multimedia software segment.

2. Basis of preparation

These financial statements have been prepared for the purpose of consolidation with the financials statements of Sasken Technologies Limited, the Holding company.

a) Statement of compliance

These financial statements have been prepared in accordance with Indian Accounting Standards (Ind AS) as per the Companies (Indian Accounting Standards) Rules, 2015 notified under Section 133 of the Companies Act, 2013, (the 'Act') and other relevant provisions of the Act. The financial statements correspond to the classification provisions contained in Ind AS 1, "Presentation of Financial Statements". For clarity, various items are aggregated in the statements of profit and loss and balance sheet. These items are disaggregated separately in the notes to the financial statements, where applicable.

b) Functional and presentation currency

These financial statements are presented in Indian Rupees (INR), which is the Parent company's reporting currency, functional currency being the USD. All amount included in the financial statements are reported in INR, except the share and per share data, unless otherwise stated.

c) Use of estimates & judgements

In preparing these financial statements, management has made judgements, estimates and assumptions that affect the application of accounting policies and the reported amounts of assets, liabilities, income and expenses. Actual results may differ from these estimates. Estimates and underlying assumptions are reviewed on an ongoing basis. Revisions to accounting estimates are recognised prospectively.

d) Revenue Recognition

The Company uses the percentage of completion method using the input (cost expended) method to measure progress towards completion in respect of fixed price contracts. Percentage of completion method accounting relies on estimates of total expected contract revenue and costs. This method is followed when reasonably dependable estimates of the revenues and costs applicable to various elements of the contract can be made. Key factors that are reviewed in estimating the future costs to complete include estimates of future labour costs and productivity efficiencies. Because the financial reporting of these contracts depends on estimates that are assessed continually during the term of these contracts, recognized revenue and profit are subject to revisions as the contract progresses to completion. When estimates indicate that a loss will be incurred, the loss is provided for in the period in which the loss becomes probable.

3. Material accounting policies

a) Property, Plant & Equipment (including intangible assets)

i) Recognition & measurement

Items of property, plant and equipment are measured at cost less accumulated depreciation and accumulated impairment losses, if any. Cost of an item of property, plant and equipment comprises its purchase price, including import duties and non-refundable purchase taxes, after deducting trade discounts and rebates, any directly attributable cost of bringing the item to its working condition for its intended use and estimated costs of dismantling and removing the item and restoring the site on which it is located. If significant parts of an item of property, plant

and equipment have different useful lives, then they are accounted for as separate items (major components) of property, plant and equipment. The cost of property, plant and equipment not available for use as at each reporting



date is disclosed under capital work- in-progress. Any gain or loss on disposal of an item of property, plant and equipment is recognised in profit or loss.

ii) Subsequent expenditure

Subsequent expenditure is capitalised only if it is probable that the future economic benefits associated with the expenditure will flow to the Company.

iii) Depreciation & amortization

Based on an independent assessment, the management has estimated the useful lives of the following classes of assets, which are lower than or equal to those indicated in Schedule II. Management believes this best represents the period over which they expect to use these assets. Depreciation is provided using the straight line method (SLM), over the estimated useful life of the asset, as follows:

Type of asset	Estimated life (SLM)	Schedule II Estimated life (SLM)
Computers	3	3
Electrical Fittings	5	10
Furniture & Fixtures	10	10
Office Equipment	5	5
Test and Control Equipments	4	15

Leasehold improvements are amortized over the shorter of estimated useful life of the assets or the related lease term.

Intangible assets are amortized over the estimated useful life, on a straight line basis, as follows:

- Computer Software
 - Computer Software used for development of software/rendering software services - over the life of the project/product - 1 year to 5 years.
 - Generic Computer Software - over 1 year.
 - Product Software for administration purposes - 3 years.
- Technical know-how - over a period of 3 years.

b) Leases

The determination of whether an arrangement is, or contains, a lease is based on the substance of the arrangement at the inception date. The arrangement is, or contains a lease if, fulfilment of the arrangement is dependent on the use of a specific asset or assets or the arrangement conveys a right to use the asset or assets, even if that right is not explicitly specified in an arrangement. Leases of property, plant and equipment, where the Company assumes substantially all the risks and rewards of ownership are classified as finance leases. Finance leases are capitalized at lower of the fair value of the leased property and the present value of the minimum lease payments. Lease payments are apportioned between the finance charge and the outstanding liability. The finance charge is allocated to periods during the lease term at a constant periodic rate of interest on the remaining balance of the liability. Leases where the lessor retains substantially all the risks and rewards of ownership are classified as operating leases. Payments made under operating leases are generally recognised in profit or loss on a straight-line basis over the term of the lease unless such payments are structured to increase in line with expected general inflation to compensate for the lessor's expected inflationary cost increases. Lease incentives received are recognised as an integral part of the total lease expense over the term of the lease.

c) Foreign Currency

Foreign currency transactions:

Transactions in foreign currency are translated into the reporting currency by applying to the foreign currency amount the exchange rate prevailing on the date of the transaction. Foreign exchange gains and losses resulting from the settlement of such transactions and from translation at the exchange rates prevailing at the reporting date of monetary assets and liabilities denominated in foreign currencies are recognized in the profit or loss and reported within foreign exchange gains/(losses), net within results of operating activities except when deferred in other comprehensive income as qualifying cash flow hedges. Monetary assets and liabilities denominated in foreign currencies are translated into the reporting currency at the exchange rate at the reporting date. Non-monetary assets and liabilities that are measured based on historical cost in a foreign currency are translated at the exchange rate at the date of the transaction. Exchange differences are recognised in profit or loss, except exchange differences arising from the translation of the following items which are recognised in OCI-qualifying cash flow hedges to the extent that the hedges are effective.



Foreign operations:

The assets and liabilities of foreign operations are translated into INR, at the exchange rates at the reporting date. The income and expenses of foreign operations are translated into INR at the exchange rates at the dates of the transactions or an average rate if the average rate approximates the actual rate at the date of the transaction.

d) Financial instruments**Recognition and initial measurement:**

Trade receivables and debt securities issued are initially recognised when they are originated. All other financial assets and financial liabilities are initially recognised when the Company becomes a party to the contractual provisions of the instrument. A financial asset or financial liability is initially measured at fair value plus, for an item not at fair value through profit and loss (FVTPL), transaction costs that are directly attributable to its acquisition or issue.

Classification and subsequent measurement of Financial assets :

On initial recognition, a financial asset is classified as measured at (i) Amortised Cost (ii) FVTPL (iii) FVOCI. Financial assets are not reclassified subsequent to their initial recognition, except if and in the period the Company changes its business model for managing financial assets. A financial asset is measured at amortised cost if it meets both of the following conditions and is not designated as at FVTPL: (i) the asset is held within a business model whose objective is to hold assets to collect contractual cash flows; and (ii) the contractual terms of the financial asset give rise on specified dates to cash flows that are solely payments of principal and interest on the principal amount outstanding. Financial assets are measured at fair value through other comprehensive income if these financial assets are held within a business whose objective is achieved by both collecting contractual cash flows on specified dates that are solely payments of principal and interest on the principal amount outstanding and selling financial assets. All financial assets not classified as measured at amortised cost or FVOCI are measured at FVTPL.

Financial liabilities :

Financial liabilities are classified as measured at amortised cost or FVTPL. A financial liability is classified as at FVTPL if it is classified as held-for-trading, or it is a derivative or it is designated as such on initial recognition. Financial liabilities at FVTPL are measured at fair value and net gains and losses, including any interest expense, are recognised in profit or loss. Other financial liabilities are subsequently measured at amortised cost using the effective interest method. Interest expense and foreign exchange gains and losses are recognised in profit or loss. Any gain or loss on derecognition is also recognised in profit or loss.

Derecognition :

Financial assets - The Company derecognises a financial asset when the contractual rights to the cash flows from the financial asset expire, or it transfers the rights to receive the contractual cash flows in a transaction in which substantially all of the risks and rewards of ownership of the financial asset are transferred or in which the company neither transfers nor retains substantially all of the risks and rewards of ownership and does not retain control of the financial asset.

Financial Liabilities - The Company derecognises a financial liability when its contractual obligations are discharged or cancelled, or expire. The Company also derecognises a financial liability when its terms are modified and the cash flows under the modified terms are substantially different. In this case, a new financial liability based on the modified terms is recognised at fair value. The difference between the carrying amount of the financial liability extinguished and the new financial liability with modified terms is recognised in profit or loss.

e) Impairment**Impairment of financial instruments :**

The Company recognises loss allowances for expected credit losses on financial assets measured at amortised cost. At each reporting date, the Company assesses whether financial assets carried at amortised cost are credit-impaired. A financial asset is 'credit-impaired' when one or more events that have a detrimental impact on the estimated future cash flows of the financial asset have occurred. Evidence that a financial asset is credit-impaired includes the following observable data: significant financial difficulty of the borrower or issuer; a breach of contract such as a default or being past due for 180 days or more; the restructuring of a loan or advance by the Company on terms that the Company would not consider otherwise it is probable that the borrower will enter bankruptcy or other financial reorganisation; or the disappearance of an active market for a security because of financial difficulties. Loss allowances for trade receivables are always measured at an amount equal to lifetime expected credit losses. Lifetime expected credit losses are the expected credit losses that result from all possible defaults over the expected life of a financial instrument.



Impairment of non-financial assets :

The Company's non-financial assets, other than inventories and deferred tax assets, are reviewed at each reporting date to determine whether there is any indication of impairment. If any such indication exists, then the asset's recoverable amount is estimated. For impairment testing, assets that do not generate independent cash inflows are grouped together into cash-generating units (CGUs). Each CGU represents the smallest group of assets that generates cash inflows that are largely independent of the cash inflows of other assets or CGUs. An impairment loss is recognised if the carrying amount of an asset or CGU exceeds its estimated recoverable amount. The recoverable amount of an asset or cash generating unit is the higher of its fair value less cost of disposal (FVLCD) and its value-in-use (VIU). The VIU of long-lived assets is calculated using projected future cash flows. FVLCD of a cash generating unit is computed using turnover and earnings multiples. Impairment losses are recognised in the profit or loss. Impairment loss recognised in respect of a CGU is allocated first to reduce the carrying amount of any goodwill allocated to the CGU, and then to reduce the carrying amounts of the other assets of the CGU (or group of CGUs) on a pro rata basis. If at the reporting date, there is an indication that a previously assessed impairment loss no longer exists, the recoverable amount is reassessed and the impairment losses previously recognized are reversed such that the asset is recognized at its recoverable amount but not exceeding written down value which would have been reported if the impairment losses had not been recognized initially.

f) Employee benefits :**Post-employment and pension plans :**

The Company participates in various employee benefit plans as per the applicable laws. These are defined Contribution plans, where the Company's only obligation is to pay a fixed amount with no obligation to pay further contributions.

Social security :

The company contributes towards Social Security, Medicare Taxes, State and Federal Unemployment Taxes at the prescribed rates, and to the pension fund. The Company has no other additional obligation.

Short-term employee benefits :

Employee benefits payable wholly within twelve months of receiving employee services are classified as short term employee benefits. These benefits include salaries and wages, bonus and ex-gratia. The undiscounted amount of short term employee benefits to be paid in exchange for employee services is recognised as an expense as the related service is rendered by employees.

Compensated absences :


The Company's employees are entitled to compensated absences. The employees can carry forward a portion of the unutilized accumulating compensated absences and utilize it in future periods or receive cash at retirement or termination of employment. The Company records an obligation for compensated absences in the period in which the employee renders the services that increases this entitlement. The Company measures the expected cost of compensated absences as the additional amount that the Company expects to pay as a result of the unused entitlement that has accumulated at the end of the reporting period. The Company recognizes accumulated compensated absences based on actuarial valuation using the projected unit credit method. Accumulated leaves, which is expected to be utilised within the next twelve months and not eligible to be carried forward to future years, is treated as short term employee benefit. The Company measures the expected cost of such absences as the additional amount that it expects to pay as a result of the unused entitlement that has accumulated at the reporting date. These amounts are charged to the profit or loss.

g) Income taxes :

Income tax comprises current and deferred tax. It is recognised in profit or loss except to the extent that it relates to a business combination or to an item recognised directly in equity or in other comprehensive income.

Current tax:

Current tax comprises the expected tax payable or receivable on the taxable income or loss for the year and any adjustment to the tax payable or receivable in respect of previous years. The amount of current tax reflects the best estimate of the tax amount expected to be paid or received after considering the uncertainty, if any, related to income taxes. It is measured using tax rates (and tax laws) enacted or substantively enacted by the reporting date and applicable for the period. Current tax assets and current tax liabilities are offset only if there is a legally



enforceable right to set off the recognised amounts, and it is intended to realise the asset and settle the liability on a net basis or to realize the asset and settle the liability simultaneously.

Deferred tax :

Deferred tax is recognised using the balance sheet approach. In respect of temporary differences between the carrying amounts of assets and liabilities for financial reporting purposes and the corresponding amounts used for taxation purposes. Deferred tax is also recognised in respect of carried forward tax losses and tax credits.

Deferred tax is not recognised for :

- temporary differences arising on the initial recognition of assets or liabilities in a transaction that is not a business combination and that affects neither accounting nor taxable profit or loss at the time of the transaction;
- temporary differences related to investments in subsidiaries, associates and joint arrangements to the extent that the Company is able to control the timing of the reversal of the temporary differences and it is probable that they will not reverse in the foreseeable future; and
- taxable temporary differences arising on the initial recognition of goodwill.

Deferred tax assets are recognised to the extent that it is probable that future taxable profits will be available against which they can be used. Deferred tax assets - unrecognised or recognised, are reviewed at each reporting date and are recognised/ reduced to the extent that it is probable/ no longer probable respectively that the related tax benefit will be realised. Deferred tax is measured at the tax rates that are expected to apply to the period when the asset is realised or the liability is settled, based on the laws that have been enacted or substantively enacted by the reporting date. The measurement of deferred tax reflects the tax consequences that would follow from the manner in which the Company expects, at the reporting date, to recover or settle the carrying amount of its assets and liabilities. Deferred tax assets and liabilities are offset if there is a legally enforceable right to offset current tax liabilities and assets, and they relate to income taxes levied by the same tax authority on the same taxable entity, or on different tax entities, but they intend to settle current tax liabilities and assets on a net basis or their tax assets and liabilities will be realised simultaneously.

h) Earnings per share :

Basic earnings per share is computed by dividing the net profit or loss for the year attributable to equity shareholders by the weighted average number of equity shares outstanding during the year. The weighted average number of ordinary shares outstanding during the period is the number of ordinary shares outstanding at the beginning of the period, adjusted by the number of ordinary shares bought back or issued during the period multiplied by a time-weighting factor. The weighted average numbers of equity shares outstanding during the year is adjusted for events of bonus issue; bonus element in a rights issue to existing shareholders; share split; and reverse share split (consolidation of shares) and buy back of shares.

For the purpose of calculating diluted earnings per share, the net profit or loss for the year attributable to equity shareholders and the weighted average number of shares outstanding during the year is adjusted for the effects of all dilutive potential equity shares, except where the results are anti-dilutive.

i) Provisions and contingencies :

A provision is recognized when the Company has a present obligation as a result of past event; it is probable that an outflow of resources will be required to settle the obligation, in respect of which a reliable estimate can be made. Provisions are not discounted to their present value and are determined based on best estimate required to settle the obligation at the balance sheet date. These are reviewed at each balance sheet date and adjusted to reflect the current best estimates. Provisions for onerous contracts, i.e. contracts where the expected unavoidable costs of meeting the obligations under the contract exceed the economic benefits expected to be received under it, are recognised when it is probable that an outflow of resources embodying economic benefits will be required to settle a present obligation as a result of an obligating event, based on a best estimate of such obligation. Where no reliable estimate can be made, a disclosure is made as contingent liability. A disclosure for a contingent liability is also made when there is a possible obligation or a present obligation that may, but probably will not, require an outflow of resources. A contingent asset is neither recognised or disclosed in the financial statement.

j) Cash and cash equivalents :

Cash and cash equivalents in the cash flow statement comprise of cash at bank and in hand. The cash flow statement is prepared under the indirect method.



18. Other Notes:**a. Investments :**

During the year ended March 31, 2025, the Company has evaluated its investment in Jana Care Inc. which is fair valued through Other Comprehensive Income decided to continue 100% provision of USD 2,978,197.28 made in previous years since there is no improvement in the business prospects of Jana Care Inc..

b. Segment Reporting

The Company provides software services and software products, which in the opinion of the management represents a single business segment and hence no separate disclosure has been made. The geographical segment information is disclosed based on location of the customers.

Geographic Segment Information:**Revenues:**

Amount in Rs.

Region	For the year ended March 31, 2025	For the year ended March 31, 2024
North America (including Canada)	366,626,686	180,124,102
Asia Pacific (other than India)	1,597,012	4,612,775
India	11,700,952	
Total	379,924,650	184,736,877

c. Related Party Disclosures:**Name of the related parties and description of relationship:**

Holding Company: Sasken Technologies Limited, India

Transactions and balances due to/(from) Holding company/Other Subsidiaries of the holding Co are as shown below:

i) Transactions during the period:

Amount in Rs.

Name of the party	Nature of Transactions	For the year ended March 31, 2025	For the year ended March 31, 2024
Sasken Technologies Limited	(i) Software development services procured	62,005,480	49,502,345
	ii) Software development services rendered	11,700,952	3,489,468
	iii) Dividend	46,718,805	33,217,283

ii) Balances:

Amount in Rs.

Name of the party	Nature of Balances	As at March 31, 2025	As at March 31, 2024
Sasken Technologies Limited	Payable balances (incl. provisions)	3,727,162	13,247,091
	Receivable balances (incl. unbilled revenues)	11,097,928	Nil

19. Earnings per Share (EPS)

Earnings Per Share has been determined as follows:

Amount in INR

Particulars		For the year ended March 31, 2025	For the year ended March 31, 2024
Profit after tax as per the Statement of Profit and Loss	A	75,827,046	27,509,969
Weighted Average number of Shares for Basic and Diluted EPS	B	61,887,680	61,887,680
Earnings Per Share			
Basic and diluted	A/B	1.23	0.44



20. Financial Ratios

Ratio	Methodology	For the year ended	For the year ended	Variance
		31-Mar-25	31-Mar-24	
a Current Ratio	Current Assets / Current Liabilities	1.95	1.27	53%
b Debt Equity Ratio*	Debt / (Equity + Reserves)	-	-	-
c Debt Service coverage ratio*	EBDITA / (Interest + Principal)	-	-	-
d Return on Equity Ratio %	(PAT / Average Net Worth)(%)	226.78%	130.14%	74%
e Inventory turn over ratio**	NA	-	-	-
f Trade receivable to turn over ratio	Revenue from operations / Average Trade Receivables	12.19	9.66	26%
g Trade payable to turn over ratio	Adjusted Expenses / Average Trade Payables	4.22	4.16	1%
h Net Capital Turnover ratio	Revenue from Operations / Average Working Capital	13.06	9.85	33%
i Net profit ratio%	PAT / Revenue from operation(%)	41.05%	14.89%	176%
j Return on Capital Employed%	PBIT / Average Capital Employed(%)	228.15%	131.31%	74%
k Return on Investment % ***	Interest income, dividend income, net gain on sale of investments and net fair value gain / Average Investments(%)	-	-	-

* Debt free company, hence these ratios are not applicable.

** Inventory turn over ratio is not applicable, since the company does not hold any inventories

*** No investments, hence this ratio is not applicable

Notes

EBITDA - Earnings before interest, taxes, depreciation and amortisation.

PAT - Profit after taxes.

Adjusted expenses refers to other expenses net of non-cash expenses and donations.

PBIT - Profit before interest and taxes including other income.

Investments includes non-current investment, current investment, loan to subsidiary and Other bank balances.


Explanation for variance exceeding 25%

Return on Equity & return on capital employed ratio increased due to increase in revenue compared to previous year growth.

Trade receivable to turnover, Net capital turnover ratio increase due to increase in trade receivables as at March 31, 2025 compared to previous year

As per my report attached


S.S. Swamy
Chartered accountant
Membership Number : 019990

For and on behalf of the Board of Directors of Sasken Inc.

Rajiv C Mody
Chairman



Place: Bengaluru
Date : April 25, 2025

